

# DeepLab: Semantic Image Segmentation with Deep Convolutional Nets, Atrous Convolution, and Fully Connected CRFs

Liang-Chieh Chen<sup>1</sup>, George Papandreou, *Senior Member, IEEE*, Iasonas Kokkinos, *Member, IEEE*, Kevin Murphy, and Alan L. Yuille, *Fellow, IEEE*

**Abstract**—In this work we address the task of semantic image segmentation with Deep Learning and make three main contributions that are experimentally shown to have substantial practical merit. *First*, we highlight convolution with upsampled filters, or ‘atrous convolution’, as a powerful tool in dense prediction tasks. Atrous convolution allows us to explicitly control the resolution at which feature responses are computed within Deep Convolutional Neural Networks. It also allows us to effectively enlarge the field of view of filters to incorporate larger context without increasing the number of parameters or the amount of computation. *Second*, we propose atrous spatial pyramid pooling (ASPP) to robustly segment objects at multiple scales. ASPP probes an incoming convolutional feature layer with filters at multiple sampling rates and effective fields-of-views, thus capturing objects as well as image context at multiple scales. *Third*, we improve the localization of object boundaries by combining methods from DCNNs and probabilistic graphical models. The commonly deployed combination of max-pooling and downsampling in DCNNs achieves invariance but has a toll on localization accuracy. We overcome this by combining the responses at the final DCNN layer with a fully connected Conditional Random Field (CRF), which is shown both qualitatively and quantitatively to improve localization performance. Our proposed “DeepLab” system sets the new state-of-art at the PASCAL VOC-2012 semantic image segmentation task, reaching 79.7 percent mIOU in the test set, and advances the results on three other datasets: PASCAL-Context, PASCAL-Person-Part, and Cityscapes. All of our code is made publicly available online.

**Index Terms**—Convolutional neural networks, semantic segmentation, atrous convolution, conditional random fields

## 1 INTRODUCTION

DEEP Convolutional Neural Networks (DCNNs) [1] have pushed the performance of computer vision systems to soaring heights on a broad array of high-level problems, including image classification [2], [3], [4], [5], [6] and object detection [7], [8], [9], [10], [11], [12], where DCNNs trained in an end-to-end manner have delivered strikingly better results than systems relying on hand-crafted features. Essential to this success is the built-in invariance of DCNNs to local image transformations, which allows them to learn increasingly abstract data representations [13]. This invariance is clearly desirable for classification tasks, but can hamper dense prediction tasks such as semantic segmentation, where abstraction of spatial information is undesired.

In particular we consider three challenges in the application of DCNNs to semantic image segmentation: (1) reduced feature resolution, (2) existence of objects at multiple scales, and (3) reduced localization accuracy due to DCNN invariance. Next, we discuss these challenges and our approach to overcome them in our proposed DeepLab system.

The first challenge is caused by the repeated combination of max-pooling and downsampling (‘striding’) performed at consecutive layers of DCNNs originally designed for image classification [2], [4], [5]. This results in feature maps with significantly reduced spatial resolution when the DCNN is employed in a fully convolutional fashion [14]. In order to overcome this hurdle and efficiently produce denser feature maps, we remove the downsampling operator from the last few max pooling layers of DCNNs and instead *upsample the filters* in subsequent convolutional layers, resulting in feature maps computed at a higher sampling rate. Filter upsampling amounts to inserting holes (‘trous’ in French) between nonzero filter taps. This technique has a long history in signal processing, originally developed for the efficient computation of the undecimated wavelet transform in a scheme also known as “algorithme à trous” [15]. We use the term *atrous convolution* as a shorthand for convolution with upsampled filters. Various flavors of this idea have been used before in the context of DCNNs by [3], [6], [16]. In practice, we recover full resolution feature maps by a combination of atrous convolution,

- L.-C. Chen, G. Papandreou, and K. Murphy are with Google Inc., Mountain View, CA 94043.  
E-mail: lchen@cs.ucla.edu, {gpapan, kpmurphy}@google.com.
- I. Kokkinos is with University College London, London, WC1E 6BT, UK.  
E-mail: i.kokkinos@cs.ucl.ac.uk.
- A. Yuille is with the Departments of Cognitive Science and Computer Science, Johns Hopkins University, Baltimore, MD 21218.  
E-mail: alan.l.yuille@gmail.com.

Manuscript received 2 June 2016; revised 1 Mar. 2017; accepted 10 Apr. 2017.  
Date of publication 26 Apr. 2017; date of current version 13 Mar. 2018.

Recommended for acceptance by T. Darrell.

For information on obtaining reprints of this article, please send e-mail to: reprints@ieee.org, and reference the Digital Object Identifier below.

Digital Object Identifier no. 10.1109/TPAMI.2017.2699184

which computes feature maps more densely, followed by simple bilinear interpolation of the feature responses to the original image size. This scheme offers a simple yet powerful alternative to using deconvolutional layers [13], [14] in dense prediction tasks. Compared to regular convolution with larger filters, atrous convolution allows us to effectively enlarge the field of view of filters without increasing the number of parameters or the amount of computation.

The second challenge is caused by the existence of objects at multiple scales. A standard way to deal with this is to present to the DCNN rescaled versions of the same image and then aggregate the feature or score maps [6], [17], [18]. We show that this approach indeed increases the performance of our system, but comes at the cost of computing feature responses at all DCNN layers for multiple scaled versions of the input image. Instead, motivated by spatial pyramid pooling [19], [20], we propose a computationally efficient scheme of resampling a given feature layer at multiple rates prior to convolution. This amounts to probing the original image with multiple filters that have complementary effective fields of view, thus capturing objects as well as useful image context at multiple scales. Rather than actually resampling features, we efficiently implement this mapping using multiple parallel atrous convolutional layers with different sampling rates; we call the proposed technique “atrous spatial pyramid pooling” (ASPP).

The third challenge relates to the fact that an object-centric classifier requires invariance to spatial transformations, inherently limiting the spatial accuracy of a DCNN. One way to mitigate this problem is to use skip-layers to extract “hyper-column” features from multiple network layers when computing the final segmentation result [14], [21]. Our work explores an alternative approach which we show to be highly effective. In particular, we boost our model’s ability to capture fine details by employing a fully-connected Conditional Random Field (CRF) [22]. CRFs have been broadly used in semantic segmentation to combine class scores computed by multi-way classifiers with the low-level information captured by the local interactions of pixels and edges [23], [24] or superpixels [25]. Even though works of increased sophistication have been proposed to model the hierarchical dependency [26], [27], [28] and/or high-order dependencies of segments [29], [30], [31], [32], [33], we use the fully connected pairwise CRF proposed by [22] for its efficient computation, and ability to capture fine edge details while also catering for long range dependencies. That model was shown in [22] to improve the performance of a boosting-based pixel-level classifier. In this work, we demonstrate that it leads to state-of-the-art results when coupled with a DCNN-based pixel-level classifier.

A high-level illustration of the proposed DeepLab model is shown in Fig. 1. A deep convolutional neural network (VGG-16 [4] or ResNet-101 [11] in this work) trained in the task of image classification is re-purposed to the task of semantic segmentation by (1) transforming all the fully connected layers to convolutional layers (i.e., fully convolutional network [14]) and (2) increasing feature resolution through atrous convolutional layers, allowing us to compute feature responses every 8 pixels instead of every 32 pixels in the original network. We then employ bi-linear interpolation to upsample by a factor of 8 the score map to reach the original

image resolution, yielding the input to a fully-connected CRF [22] that refines the segmentation results.

From a practical standpoint, the three main advantages of our DeepLab system are: (1) Speed: by virtue of atrous convolution, our dense DCNN operates at 8 FPS on an Nvidia Titan X GPU, while Mean Field Inference for the fully-connected CRF requires 0.5 secs on a CPU. (2) Accuracy: We obtain state-of-art results on several challenging datasets, including the PASCAL VOC 2012 semantic segmentation benchmark [34], PASCAL-Context [35], PASCAL-PersonPart [36], and Cityscapes [37]. (3) Simplicity: Our system is composed of a cascade of two very well-established modules, DCNNs and CRFs.

The updated DeepLab system we present in this paper features several improvements compared to its first version reported in our original conference publication [38]. Our new version can better segment objects at multiple scales, via either multi-scale input processing [17], [39], [40] or the proposed ASPP. We have built a residual net variant of DeepLab by adapting the state-of-art ResNet [11] image classification DCNN, achieving better semantic segmentation performance compared to our original model based on VGG-16 [4]. Finally, we present a more comprehensive experimental evaluation of multiple model variants and report state-of-art results not only on the PASCAL VOC 2012 benchmark but also on other challenging tasks. We have implemented the proposed methods by extending the Caffe framework [41]. We share our code and models at a companion web site <http://liangchiehchen.com/projects/DeepLab.html>.

## 2 RELATED WORK

Most of the successful semantic segmentation systems developed in the previous decade relied on hand-crafted features combined with flat classifiers, such as Boosting [24], [42], Random Forests [43], or Support Vector Machines [44]. Substantial improvements have been achieved by incorporating richer information from context [45] and structured prediction techniques [22], [26], [27], [46], but the performance of these systems has always been compromised by the limited expressive power of the features. Over the past few years the breakthroughs of Deep Learning in image classification were quickly transferred to the semantic segmentation task. Since this task involves both segmentation and classification, a central question is how to combine the two tasks.

The first family of DCNN-based systems for semantic segmentation typically employs a cascade of bottom-up image segmentation, followed by DCNN-based region classification. For instance the bounding box proposals and masked regions delivered by [47], [48] are used in [7] and [49] as inputs to a DCNN to incorporate shape information into the classification process. Similarly, the authors of [50] rely on a superpixel representation. Even though these approaches can benefit from the sharp boundaries delivered by a good segmentation, they also cannot recover from any of its errors.

The second family of works relies on using convolutionally computed DCNN features for dense image labeling, and couples them with segmentations that are obtained independently. Among the first have been [39] who apply

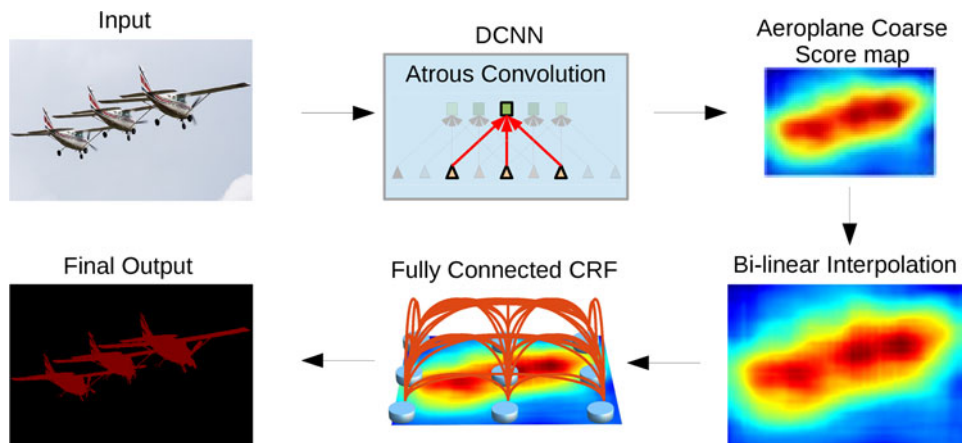


Fig. 1. Model illustration. A deep convolutional neural network such as VGG-16 or ResNet-101 is employed in a fully convolutional fashion, using atrous convolution to reduce the degree of signal downsampling (from 32x down 8x). A bilinear interpolation stage enlarges the feature maps to the original image resolution. A fully connected CRF is then applied to refine the segmentation result and better capture the object boundaries.

DCNNs at multiple image resolutions and then employ a segmentation tree to smooth the prediction results. More recently, [21] propose to use skip layers and concatenate the computed intermediate feature maps within the DCNNs for pixel classification. Further, [51] propose to pool the intermediate feature maps by region proposals. These works still employ segmentation algorithms that are decoupled from the DCNN classifier's results, thus risking commitment to premature decisions.

The third family of works uses DCNNs to directly provide dense category-level pixel labels, which makes it possible to even discard segmentation altogether. The segmentation-free approaches of [14], [52] directly apply DCNNs to the whole image in a fully convolutional fashion, transforming the last fully connected layers of the DCNN into convolutional layers. In order to deal with the spatial localization issues outlined in the introduction, [14] upsample and concatenate the scores from intermediate feature maps, while [52] refine the prediction result from coarse to fine by propagating the coarse results to another DCNN. Our work builds on these works, and as described in the introduction extends them by exerting control on the feature resolution, introducing multi-scale pooling techniques and integrating the densely connected CRF of [22] on top of the DCNN. We show that this leads to significantly better segmentation results, especially along object boundaries. The combination of DCNN and CRF is of course not new but previous works only tried locally connected CRF models. Specifically, [53] use CRFs as a proposal mechanism for a DCNN-based reranking system, while [39] treat superpixels as nodes for a local pairwise CRF and use graph-cuts for discrete inference. As such their models were limited by errors in superpixel computations or ignored long-range dependencies. Our approach instead treats every pixel as a CRF node receiving unary potentials by the DCNN. Crucially, the Gaussian CRF potentials in the fully connected CRF model of [22] that we adopt can capture long-range dependencies and at the same time the model is amenable to fast mean field inference. We note that mean field inference had been extensively studied for traditional image segmentation tasks [54], [55], [56], but these older models were typically limited to short-range connections. In independent work, [57] use a very similar densely connected CRF model to refine the results of DCNN

for the problem of material classification. However, the DCNN module of [57] was only trained by sparse point supervision instead of dense supervision at every pixel.

Since the first version of this work was made publicly available [38], the area of semantic segmentation has progressed drastically. Multiple groups have made important advances, significantly raising the bar on the PASCAL VOC 2012 semantic segmentation benchmark, as reflected to the high level of activity in the benchmark's leaderboard<sup>1</sup> [17], [40], [58], [59], [60], [61], [62], [63]. Interestingly, most top-performing methods have adopted one or both of the key ingredients of our DeepLab system: Atrous convolution for efficient dense feature extraction and refinement of the raw DCNN scores by means of a fully connected CRF. We outline below some of the most important and interesting advances.

*End-to-end training for structured prediction* has more recently been explored in several related works. While we employ the CRF as a post-processing method, [40], [59], [62], [64], [65] have successfully pursued joint learning of the DCNN and CRF. In particular, [59], [65] unroll the CRF mean-field inference steps to convert the whole system into an end-to-end trainable feed-forward network, while [62] approximates one iteration of the dense CRF mean field inference [22] by convolutional layers with learnable filters. Another fruitful direction pursued by [40], [66] is to learn the pairwise terms of a CRF via a DCNN, significantly improving performance at the cost of heavier computation. In a different direction, [63] replace the bilateral filtering module used in mean field inference with a faster domain transform module [67], improving the speed and lowering the memory requirements of the overall system, while [18], [68] combine semantic segmentation with edge detection.

*Weaker supervision* has been pursued in a number of papers, relaxing the assumption that pixel-level semantic annotations are available for the whole training set [58], [69], [70], [71], achieving significantly better results than weakly-supervised pre-DCNN systems such as [72]. In another line of research, [49], [73] pursue instance segmentation, jointly tackling object detection and semantic segmentation.

1. <http://host.robots.ox.ac.uk:8080/leaderboard/displaylb.php?challengeid=11&compid=6>

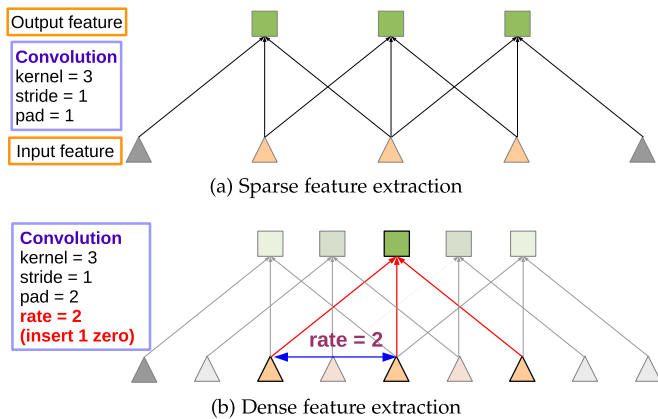


Fig. 2. Illustration of atrous convolution in 1-D. (a) Sparse feature extraction with standard convolution on a low resolution input feature map. (b) Dense feature extraction with atrous convolution with rate  $r = 2$ , applied on a high resolution input feature map.

What we call here *atrous convolution* was originally developed for the efficient computation of the undecimated wavelet transform in the “algorithme à trous” scheme of [15]. We refer the interested reader to [74] for early references from the wavelet literature. Atrous convolution is also intimately related to the “noble identities” in multi-rate signal processing, which builds on the same interplay of input signal and filter sampling rates [75]. Atrous convolution is a term we first used in [6]. The same operation was later called dilated convolution by [76], a term they coined motivated by the fact that the operation corresponds to regular convolution with upsampled (or dilated in the terminology of [15]) filters. Various authors have used the same operation before for denser feature extraction in DCNNs [3], [6], [16]. Beyond mere resolution enhancement, atrous convolution allows us to enlarge the field of view of filters to incorporate larger context, which we have shown in [38] to be beneficial. This approach has been pursued further by [76], who employ a series of atrous convolutional layers with increasing rates to aggregate multiscale context. The atrous spatial pyramid pooling scheme proposed here to capture multiscale objects and context also employs multiple atrous convolutional layers with different sampling rates, which we however lay out in parallel instead of in serial. Interestingly, the atrous convolution technique has also been adopted for a broader set of tasks, such as object detection [12], [77], instance-level segmentation [78], visual question answering [79], and optical flow [80].

We also show that, as expected, integrating into DeepLab more advanced image classification DCNNs such as the residual net of [11] leads to better results. This has also been observed independently by [81].

## 3 METHODS

### 3.1 Atrous Convolution for Dense Feature Extraction and Field-of-View Enlargement

The use of DCNNs for semantic segmentation, or other dense prediction tasks, has been shown to be simply and successfully addressed by deploying DCNNs in a fully convolutional fashion [3], [14]. However, the repeated combination of max-pooling and striding at consecutive layers of

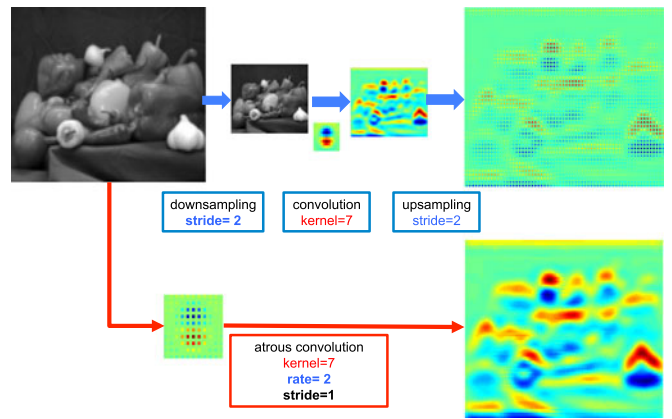


Fig. 3. Illustration of atrous convolution in 2-D. Top row: sparse feature extraction with standard convolution on a low resolution input feature map. Bottom row: Dense feature extraction with atrous convolution with rate  $r = 2$ , applied on a high resolution input feature map.

these networks reduces significantly the spatial resolution of the resulting feature maps, typically by a factor of 32 across each direction in recent DCNNs. A partial remedy is to use ‘deconvolutional’ layers as in [14], which however requires additional memory and time.

We advocate instead the use of atrous convolution, originally developed for the efficient computation of the undecimated wavelet transform in the “algorithme à trous” scheme of [15] and used before in the DCNN context by [3], [6], [16]. This algorithm allows us to compute the responses of any layer at any desirable resolution. It can be applied post-hoc, once a network has been trained, but can also be seamlessly integrated with training.

Considering one-dimensional signals first, the output  $y[i]$  of atrous convolution<sup>2</sup> of a 1-D input signal  $x[i]$  with a filter  $w[k]$  of length  $K$  is defined as

$$y[i] = \sum_{k=1}^K x[i + r \cdot k] w[k]. \quad (1)$$

The *rate* parameter  $r$  corresponds to the stride with which we sample the input signal. Standard convolution is a special case for rate  $r = 1$ . See Fig. 2 for illustration.

We illustrate the algorithm’s operation in 2-D through a simple example in Fig. 3: Given an image, we assume that we first have a downsampling operation that reduces the resolution by a factor of 2, and then perform a convolution with a kernel—here, the vertical Gaussian derivative. If one implants the resulting feature map in the original image coordinates, we realize that we have obtained responses at only 1/4 of the image positions. Instead, we can compute responses at all image positions if we convolve the full resolution image with a filter ‘with holes’, in which we upsample the original filter by a factor of 2, and introduce zeros in between filter values. Although the effective filter size increases, we only need to take into account the non-zero filter values, hence both the number of filter parameters and the number of operations per position stay constant. The resulting scheme allows us to easily and explicitly control the spatial resolution of neural network feature responses.

2. We follow the standard practice in the DCNN literature and use non-mirrored filters in this definition.

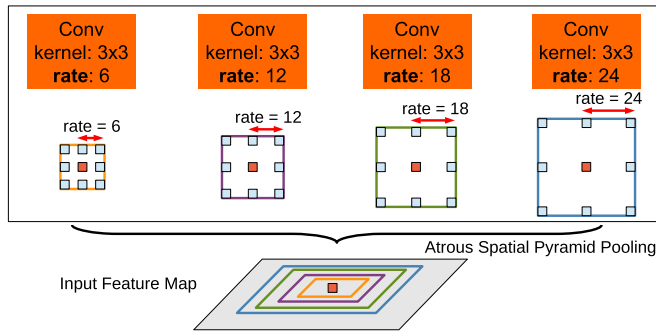


Fig. 4. Atrous Spatial Pyramid Pooling (ASPP). To classify the center pixel (orange), ASPP exploits multi-scale features by employing multiple parallel filters with different rates. The effective Field-Of-Views are shown in different colors.

In the context of DCNNs one can use atrous convolution in a chain of layers, effectively allowing us to compute the final DCNN network responses at an arbitrarily high resolution. For example, in order to double the spatial density of computed feature responses in the VGG-16 or ResNet-101 networks, we find the last pooling or convolutional layer that decreases resolution (‘pool5’ or ‘conv5\_1’ respectively), set its stride to 1 to avoid signal decimation, and replace all subsequent convolutional layers with atrous convolutional layers having rate  $r = 2$ . Pushing this approach all the way through the network could allow us to compute feature responses at the original image resolution, but this ends up being too costly. We have adopted instead a hybrid approach that strikes a good efficiency/accuracy trade-off, using atrous convolution to increase by a factor of 4 the density of computed feature maps, followed by fast bilinear interpolation by an additional factor of 8 to recover feature maps at the original image resolution. Bilinear interpolation is sufficient in this setting because the class score maps (corresponding to log-probabilities) are quite smooth, as illustrated in Fig. 5. Unlike the deconvolutional approach adopted by [14], the proposed approach converts image classification networks into dense feature extractors without requiring learning any extra parameters, leading to faster DCNN training in practice.

Atrous convolution also allows us to arbitrarily enlarge the *field-of-view* of filters at any DCNN layer. State-of-the-art DCNNs typically employ spatially small convolution kernels (typically  $3 \times 3$ ) in order to keep both computation and number of parameters contained. Atrous convolution with rate  $r$  introduces  $r - 1$  zeros between consecutive filter values, effectively enlarging the kernel size of a  $k \times k$  filter to  $k_e = k + (k - 1)(r - 1)$  without increasing the number of parameters or the amount of computation. It thus offers an efficient mechanism to control the field-of-view and finds the best trade-off between accurate localization (small field-of-view) and context assimilation (large field-of-view). We have successfully experimented with this technique: Our DeepLab-LargeFOV model variant [38] employs atrous convolution with rate  $r = 12$  in VGG-16 ‘fc6’ layer with significant performance gains, as detailed in Section 4.

Turning to implementation aspects, there are two efficient ways to perform atrous convolution. The first is to implicitly upsample the filters by inserting holes (zeros), or equivalently sparsely sample the input feature maps

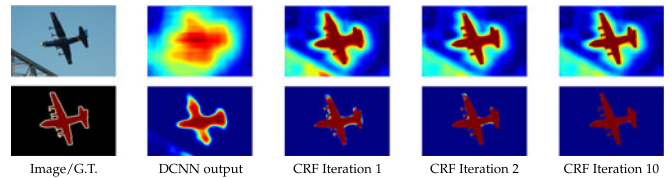


Fig. 5. Score map (input before softmax function) and belief map (output of softmax function) for Aeroplane. We show the score (1st row) and belief (2nd row) maps after each mean field iteration. The output of last DCNN layer is used as input to the mean field inference.

[15]. We implemented this in our earlier work [6], [38], followed by [76], within the Caffe framework [41] by adding to the *im2col* function (it extracts vectorized patches from multi-channel feature maps) the option to sparsely sample the underlying feature maps. The second method, originally proposed by [82] and used in [3], [16] is to subsample the input feature map by a factor equal to the atrous convolution rate  $r$ , deinterlacing it to produce  $r^2$  reduced resolution maps, one for each of the  $r \times r$  possible shifts. This is followed by applying standard convolution to these intermediate feature maps and reinterlacing them to the original image resolution. By reducing atrous convolution into regular convolution, it allows us to use off-the-shelf highly optimized convolution routines. We have implemented the second approach into the TensorFlow framework [83].

### 3.2 Multiscale Image Representations Using Atrous Spatial Pyramid Pooling

DCNNs have shown a remarkable ability to implicitly represent scale, simply by being trained on datasets that contain objects of varying size. Still, explicitly accounting for object scale can improve the DCNN’s ability to successfully handle both large and small objects [6].

We have experimented with two approaches to handling scale variability in semantic segmentation. The first approach amounts to standard multiscale processing [17], [18]. We extract DCNN score maps from multiple (three in our experiments) rescaled versions of the original image using parallel DCNN branches that share the same parameters. To produce the final result, we bilinearly interpolate the feature maps from the parallel DCNN branches to the original image resolution and fuse them, by taking at each position the maximum response across the different scales. We do this both during training and testing. Multiscale processing significantly improves performance, but at the cost of computing feature responses at all DCNN layers for multiple scales of input.

The second approach is inspired by the success of the R-CNN spatial pyramid pooling method of [20], which showed that regions of an arbitrary scale can be accurately and efficiently classified by resampling convolutional features extracted at a single scale. We have implemented a variant of their scheme which uses multiple parallel atrous convolutional layers with different sampling rates. The features extracted for each sampling rate are further processed in separate branches and fused to generate the final result. The proposed “atrous spatial pyramid pooling” (DeepLab-ASPP) approach generalizes our DeepLab-LargeFOV variant and is illustrated in Fig. 4.

### 3.3 Structured Prediction with Fully-Connected Conditional Random Fields for Accurate Boundary Recovery

A trade-off between localization accuracy and classification performance seems to be inherent in DCNNs: deeper models with multiple max-pooling layers have proven most successful in classification tasks, however the increased invariance and the large receptive fields of top-level nodes can only yield smooth responses. As illustrated in Fig. 5, DCNN score maps can predict the presence and rough position of objects but cannot really delineate their borders.

Previous work has pursued two directions to address this localization challenge. The first approach is to harness information from multiple layers in the convolutional network in order to better estimate the object boundaries [14], [21], [52]. The second is to employ a super-pixel representation, essentially delegating the localization task to a low-level segmentation method [50].

We pursue an alternative direction based on coupling the recognition capacity of DCNNs and the fine-grained localization accuracy of fully connected CRFs and show that it is remarkably successful in addressing the localization challenge, producing accurate semantic segmentation results and recovering object boundaries at a level of detail that is well beyond the reach of existing methods. This direction has been extended by several follow-up papers [17], [40], [58], [59], [60], [61], [62], [63], [65], since the first version of our work was published [38].

Traditionally, conditional random fields (CRFs) have been employed to smooth noisy segmentation maps [23], [31]. Typically these models couple neighboring nodes, favoring same-label assignments to spatially proximal pixels. Qualitatively, the primary function of these short-range CRFs is to clean up the spurious predictions of weak classifiers built on top of local hand-engineered features.

Compared to these weaker classifiers, modern DCNN architectures such as the one we use in this work produce score maps and semantic label predictions which are qualitatively different. As illustrated in Fig. 5, the score maps are typically quite smooth and produce homogeneous classification results. In this regime, using short-range CRFs can be detrimental, as our goal should be to recover detailed local structure rather than further smooth it. Using contrast-sensitive potentials [23] in conjunction to local-range CRFs can potentially improve localization but still miss thin-structures and typically requires solving an expensive discrete optimization problem.

To overcome these limitations of short-range CRFs, we integrate into our system the fully connected CRF model of [22]. The model employs the energy function

$$E(\mathbf{x}) = \sum_i \theta_i(x_i) + \sum_{ij} \theta_{ij}(x_i, x_j), \quad (2)$$

where  $\mathbf{x}$  is the label assignment for pixels. We use as unary potential  $\theta_i(x_i) = -\log P(x_i)$ , where  $P(x_i)$  is the label assignment probability at pixel  $i$  as computed by a DCNN. The pairwise potential has a form that allows for efficient inference while using a fully-connected graph, i.e., when

connecting all pairs of image pixels,  $i, j$ . In particular, as in [22], we use the following expression

$$\theta_{ij}(x_i, x_j) = \mu(x_i, x_j) \left[ w_1 \exp \left( -\frac{\|p_i - p_j\|^2}{2\sigma_\alpha^2} - \frac{\|I_i - I_j\|^2}{2\sigma_\beta^2} \right) + w_2 \exp \left( -\frac{\|p_i - p_j\|^2}{2\sigma_\gamma^2} \right) \right], \quad (3)$$

where  $\mu(x_i, x_j) = 1$  if  $x_i \neq x_j$ , and zero otherwise, which, as in the Potts model, means that only nodes with distinct labels are penalized. The remaining expression uses two Gaussian kernels in different feature spaces; the first, ‘bilateral’ kernel depends on both pixel positions (denoted as  $p$ ) and RGB color (denoted as  $I$ ), and the second kernel only depends on pixel positions. The hyper parameters  $\sigma_\alpha$ ,  $\sigma_\beta$  and  $\sigma_\gamma$  control the scale of Gaussian kernels. The first kernel forces pixels with similar color and position to have similar labels, while the second kernel only considers spatial proximity when enforcing smoothness.

Crucially, this model is amenable to efficient approximate probabilistic inference [22]. The message passing updates under a fully decomposable mean field approximation  $b(\mathbf{x}) = \prod_i b_i(x_i)$  can be expressed as Gaussian convolutions in bilateral space. High-dimensional filtering algorithms [84] significantly speed-up this computation resulting in an algorithm that is very fast in practice, requiring less than 0.5 sec on average for Pascal VOC images using the publicly available implementation of [22].

## 4 EXPERIMENTAL RESULTS

We finetune the model weights of the Imagenet-pretrained VGG-16 or ResNet-101 networks to adapt them to the semantic segmentation task in a straightforward fashion, following the procedure of [14]. We replace the 1000-way Imagenet classifier in the last layer with a classifier having as many targets as the number of semantic classes of our task (including the background, if applicable). Our loss function is the sum of cross-entropy terms for each spatial position in the CNN output map (subsampling by 8 compared to the original image). All positions and labels are equally weighted in the overall loss function (except for unlabeled pixels which are ignored). Our targets are the ground truth labels (subsampling by 8). We optimize the objective function with respect to the weights at all network layers by the standard SGD procedure of [2]. We decouple the DCNN and CRF training stages, assuming the DCNN unary terms are fixed when setting the CRF parameters.

We evaluate the proposed models on four challenging datasets: PASCAL VOC 2012, PASCAL-Context, PASCAL-Person-Part, and Cityscapes. We first report the main results of our conference version [38] on PASCAL VOC 2012, and move forward to latest results on all datasets.

### 4.1 PASCAL VOC 2012

*Dataset.* The PASCAL VOC 2012 segmentation benchmark [34] involves 20 foreground object classes and one background class. The original dataset contains 1,464 (*train*),

TABLE 1  
Effect of Field-Of-View by Adjusting the Kernel Size  
and Atrous sampling Rate  $r$  at ‘fc6’ Layer

Kernel	Rate	FOV	Params	Speed	bef/aft CRF
7×7	4	224	134.3M	1.44	64.38 / 67.64
4×4	4	128	65.1M	2.90	59.80 / 63.74
4×4	8	224	65.1M	2.90	63.41 / 67.14
3×3	12	224	20.5M	4.84	62.25 / 67.64

We show number of model parameters, training speed (img/sec), and val set mean IOU before and after CRF. DeepLab-LargeFOV (kernel size 3×3,  $r = 12$ ) strikes the best balance.

1,449 (*val*), and 1,456 (*test*) pixel-level labeled images for training, validation, and testing, respectively. The dataset is augmented by the extra annotations provided by [85], resulting in 10,582 (*trainaug*) training images. The performance is measured in terms of pixel intersection-over-union (IOU) averaged across the 21 classes.

#### 4.1.1 Results from Our Conference Version

We employ the VGG-16 network pre-trained on Imagenet, adapted for semantic segmentation as described in Section 3.1. We use a mini-batch of 20 images and initial learning rate of 0.001 (0.01 for the final classifier layer), multiplying the learning rate by 0.1 every 2,000 iterations. We use momentum of 0.9 and weight decay of 0.0005.

After the DCNN has been fine-tuned on *trainaug*, we cross-validate the CRF parameters along the lines of [22]. We use default values of  $w_2 = 3$  and  $\sigma_\gamma = 3$  and we search for the best values of  $w_1$ ,  $\sigma_\alpha$ , and  $\sigma_\beta$  by cross-validation on 100 images from *val*. We employ a coarse-to-fine search scheme. The initial search range of the parameters are  $w_1 \in [3 : 6]$ ,  $\sigma_\alpha \in [30 : 10 : 100]$  and  $\sigma_\beta \in [3 : 6]$  (MATLAB notation), and then we refine the search step sizes around the first round’s best values. We employ 10 mean field iterations.

*Field of View and CRF.* In Table 1, we report experiments with DeepLab model variants that use different field-of-view sizes, obtained by adjusting the kernel size and atrous sampling rate  $r$  in the ‘fc6’ layer, as described in Section 3.1. We start with a direct adaptation of VGG-16 net, using the original 7×7 kernel size and  $r = 4$  (since we use no stride for the last two max-pooling layers). This model yields performance of 67.64 percent after CRF, but is relatively slow (1.44 images per second during training). We have improved model speed to 2.9 images per second by reducing the kernel size to 4×4. We have experimented with two such network variants with smaller ( $r = 4$ ) and larger ( $r = 8$ ) FOV sizes; the latter one performs better. Finally, we employ kernel size 3×3 and even larger atrous sampling rate ( $r = 12$ ), also making the network thinner by retaining a random subset of 1,024 out of the 4,096 filters in layers ‘fc6’ and ‘fc7’. The resulting model, DeepLab-CRF-LargeFOV, matches the performance of the direct VGG-16 adaptation (7×7 kernel size,  $r = 4$ ). At the same time, DeepLab-LargeFOV is 3.36 times faster and has significantly fewer parameters (20.5 M instead of 134.3 M).

The CRF substantially boosts performance of all model variants, offering a 3-5 percent absolute increase in mean IOU.

TABLE 2  
PASCAL VOC 2012 *val* Set Results (%) (before CRF)  
as Different Learning Hyper Parameters Vary

Learning policy	Batch size	Iteration	mean IOU
step	30	6K	62.25
poly	30	6K	63.42
poly	30	10K	64.90
poly	10	10K	64.71
poly	10	20K	65.88

Employing “poly” learning policy is more effective than “step” when training DeepLab-LargeFOV.

*Test Set Evaluation.* We have evaluated our DeepLab-CRF-LargeFOV model on the PASCAL VOC 2012 official *test* set. It achieves 70.3percent mean IOU performance.

#### 4.1.2 Improvements after Conference Version of This Work

After the conference version of this work [38], we have pursued three main improvements of our model, which we discuss below: (1) different learning policy during training, (2) atrous spatial pyramid pooling, and (3) employment of deeper networks and multi-scale processing.

*Learning Rate Policy.* We have explored different learning rate policies when training DeepLab-LargeFOV. Similar to [86], we also found that employing a “poly” learning rate policy (the learning rate is multiplied by  $(1 - \frac{iter}{max\_iter})^{power}$ ) is more effective than “step” learning rate (reduce the learning rate at a fixed step size). As shown in Table 2, employing “poly” (with  $power = 0.9$ ) and using the same batch size and same training iterations yields 1.17 percent better performance than employing “step” policy. Fixing the batch size and increasing the training iteration to 10 K improves the performance to 64.90 percent (1.48 percent gain); however, the total training time increases due to more training iterations. We then reduce the batch size to 10 and found that comparable performance is still maintained (64.90 percent versus 64.71 percent). In the end, we employ batch size = 10 and 20 K iterations in order to maintain similar training time as previous “step” policy. Surprisingly, this gives us the performance of 65.88 percent (3.63 percent improvement over “step”) on *val*, and 67.7 percent on *test*, compared to 65.1 percent of the original “step” setting for DeepLab-LargeFOV before CRF. We employ the “poly” learning rate policy for all experiments reported in the rest of the paper.

*Atrous Spatial Pyramid Pooling.* We have experimented with the proposed Atrous Spatial Pyramid Pooling (ASPP) scheme, described in Section 3.1. As shown in Fig. 7, ASPP for VGG-16 employs several parallel fc6-fc7-fc8 branches. They all use 3×3 kernels but different atrous rates  $r$  in the ‘fc6’ in order to capture objects of different size. In Table 3, we report results with several settings: (1) Our baseline LargeFOV model, having a single branch with  $r = 12$ , (2) ASPP-S, with four branches and smaller atrous rates ( $r = \{2, 4, 8, 12\}$ ), and (3) ASPP-L, with four branches and larger rates ( $r = \{6, 12, 18, 24\}$ ). For each variant we report results before and




Fig. 6. PASCAL VOC 2012 *val* results. Input image and our DeepLab results before/after CRF.

after CRF. As shown in the table, ASPP-S yields 1.22 percent improvement over the baseline LargeFOV before CRF. However, after CRF both LargeFOV and ASPP-S perform similarly. On the other hand, ASPP-L yields consistent improvements over the baseline LargeFOV both before and after CRF. We evaluate on *test* the proposed ASPP-L + CRF model, attaining 72.6 percent. We visualize the effect of the different schemes in Fig. 8.

*Deeper Networks and Multiscale Processing.* We have experimented building DeepLab around the recently proposed residual net ResNet-101 [11] instead of VGG-16. Similar to what we did for VGG-16 net, we re-purpose ResNet-101 by atrous convolution, as described in Section 3.1. On top of that, we adopt several other features, following recent work of [17], [18], [39], [40], [58], [59], [62]: (1) Multi-scale inputs: We separately feed to the DCNN images at scale = {0.5, 0.75, 1}, fusing their score maps by taking the maximum response across scales for each position separately [17]. (2) Models pretrained on MS-COCO [87]. (3) Data augmentation by randomly scaling the input images (from 0.5 to 1.5) during training. In Table 4, we evaluate how each of these factors, along with LargeFOV and atrous spatial pyramid pooling (ASPP), affects *val* set performance. Adopting ResNet-101 instead of VGG-16 significantly improves DeepLab performance

(e.g., our simplest ResNet-101 based model attains 68.72 percent, compared to 65.76 percent of our DeepLab-LargeFOV VGG-16 based variant, both before CRF). Multiscale fusion [17] brings extra 2.55 percent improvement, while pretraining the model on MS-COCO gives another 2.01 percent gain. Data augmentation during training is effective (about 1.6 percent improvement). Employing LargeFOV (adding an atrous convolutional layer on top of ResNet, with  $3 \times 3$  kernel and rate = 12) is beneficial (about 0.6 percent improvement). Further 0.8 percent improvement is achieved by atrous spatial pyramid pooling (ASPP). Post-processing our best model by dense CRF yields performance of 77.69 percent.

*Qualitative Results.* We provide qualitative visual comparisons of DeepLab's results (our best model variant) before and after CRF in Fig. 6. The visualization results obtained by DeepLab before CRF already yields excellent segmentation results, while employing the CRF further improves the performance by removing false positives and refining object boundaries.

*Test Set Results.* We have submitted the result of our final best model to the official server, obtaining *test* set performance of 79.7 percent, as shown in Table 5. The model substantially outperforms previous DeepLab variants (e.g., DeepLab-LargeFOV with VGG-16 net) and is currently the top performing method on the PASCAL VOC 2012 segmentation leaderboard.

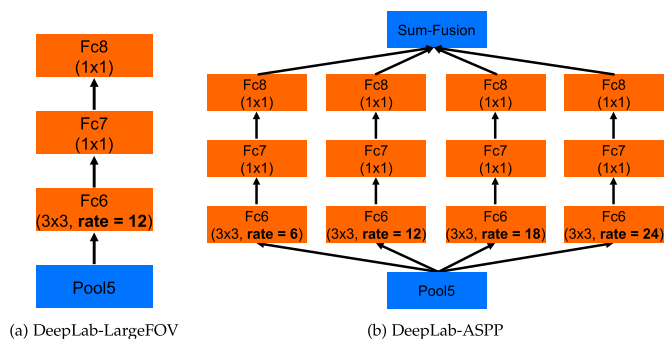


Fig. 7. DeepLab-ASPP employs multiple filters with different rates to capture objects and context at multiple scales.

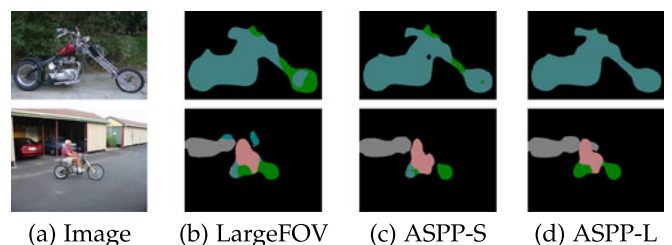


Fig. 8. Qualitative segmentation results with ASPP compared to the baseline LargeFOV model. The ASPP-L model, employing multiple *large* FOVs can successfully capture objects as well as image context at multiple scales.



TABLE 3  
Effect of ASPP on PASCAL VOC 2012 *val* Set Performance (Mean IOU) for VGG-16 Based DeepLab Model

Method	before CRF	after CRF
LargeFOV	65.76	69.84
ASPP-S	66.98	69.73
ASPP-L	68.96	71.57

*LargeFOV*: single branch,  $r = 12$ . *ASPP-S*: four branches,  $r = \{2, 4, 8, 12\}$ . *ASPP-L*: four branches,  $r = \{6, 12, 18, 24\}$ .

TABLE 4  
Employing ResNet-101 for DeepLab on PASCAL VOC 2012 *val* set

MSC	COCO	Aug	LargeFOV	ASPP	CRF	mIOU
						68.72
✓						71.27
✓	✓					73.28
✓	✓	✓				74.87
✓	✓	✓	✓			75.54
✓	✓	✓		✓		76.35
✓	✓	✓		✓	✓	77.69

*MSC*: Employing multi-scale inputs with max fusion *COCO*: Models pre-trained on MS-COCO. *Aug*: Data augmentation by randomly rescaling inputs.




Fig. 9. DeepLab results based on VGG-16 net or ResNet-101 before and after CRF. The CRF is critical for accurate prediction along object boundaries with VGG-16, whereas ResNet-101 has acceptable performance even before CRF.

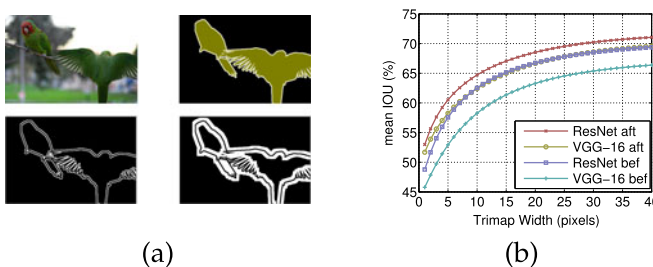


Fig. 10. (a) Trimap examples (top-left: image. top-right: ground-truth. bottom-left: trimap of 2 pixels. bottom-right: trimap of 10 pixels). (b) Pixel mean IOU as a function of the band width around the object boundaries when employing VGG-16 or ResNet-101 before and after CRF.

*VGG-16 versus ResNet-101*. We have observed that DeepLab based on ResNet-101 [11] delivers better segmentation results along object boundaries than employing VGG-16 [4], as visualized in Fig. 9. We think the identity mapping [94] of ResNet-101 has similar effect as hyper-column features [21], which exploits the features from the intermediate layers to better localize boundaries. We further quantize this effect in Fig. 10 within the “trimap” [22], [31] (a narrow band along object boundaries). As shown in the figure, employing ResNet-101 before CRF has almost the same

TABLE 5  
Performance on PASCAL VOC 2012 *test* Set

Method	mIOU
DeepLab-CRF-LargeFOV-COCO [58]	72.7
MERL_DEEP_GCRF [88]	73.2
CRF-RNN [59]	74.7
POSTECH_DeconvNet_CRF_VOC [61]	74.8
BoxSup [60]	75.2
Context + CRF-RNN [76]	75.3
$QO_4^{mres}$ [66]	75.5
DeepLab-CRF-Attention [17]	75.7
CentraleSuperBoundaries++ [18]	76.0
DeepLab-CRF-Attention-DT [63]	76.3
H-ReNet + DenseCRF [89]	76.8
LRR_4x_COCO [90]	76.8
DPN [62]	77.5
Adelaide_Context [40]	77.8
Oxford_TV_G_HO_CRF [91]	77.9
Context CRF + Guidance CRF [92]	78.1
Adelaide_VeryDeep_FCN_VOC [93]	79.1
DeepLab-CRF (ResNet-101)	79.7

We have added some results from recent arXiv papers on top of the official leaderboard results.

TABLE 6  
Comparison with Other State-of-Art Methods on PASCAL-Context Dataset

Method	MSC	COCO	Aug	LargeFOV	ASPP	CRF	mIOU
<i>VGG-16</i>							
DeepLab [38]				✓			37.6
DeepLab [38]				✓		✓	39.6
<i>ResNet-101</i>							
DeepLab							39.6
DeepLab	✓		✓				41.4
DeepLab	✓	✓	✓				42.9
DeepLab	✓	✓	✓	✓			43.5
DeepLab	✓	✓	✓		✓		44.7
DeepLab	✓	✓	✓		✓	✓	45.7
$O_2P$ [45]							18.1
CFM [51]							34.4
FCN-8s [14]							37.8
CRF-RNN [59]							39.3
ParseNet [86]							40.4
BoxSup [60]							40.5
HO_CRF [91]							41.3
Context [40]							43.3
VeryDeep [93]							44.5

accuracy along object boundaries as employing VGG-16 in conjunction with a CRF. Post-processing the ResNet-101 result with a CRF further improves the segmentation result.

## 4.2 PASCAL-Context

*Dataset*. The PASCAL-Context dataset [35] provides detailed semantic labels for the whole scene, including both object (e.g., person) and stuff (e.g., sky). Following [35], the proposed models are evaluated on the most frequent 59 classes along with one background category. The training set and validation set contain 4,998 and 5,105 images.

*Evaluation*. We report the evaluation results in Table 6. Our VGG-16 based LargeFOV variant yields 37.6 percent




Fig. 11. PASCAL-Context results. Input image, ground-truth, and our DeepLab results before/after CRF.

before and 39.6 percent after CRF. Repurposing the ResNet-101 [11] for DeepLab improves 2 percent over the VGG-16 LargeFOV. Similar to [17], employing multi-scale inputs and max-pooling to merge the results improves the performance to 41.4 percent. Pretraining the model on MS-COCO brings extra 1.5 percent improvement. Employing atrous spatial pyramid pooling is more effective than LargeFOV. After further employing dense CRF as post processing, our final model yields 45.7 percent, outperforming the current state-of-art method [40] by 2.4 percent without using their non-linear pairwise term. Our final model is slightly better than the concurrent work [93] by 1.2 percent, which also employs atrous convolution to repurpose the residual net of [11] for semantic segmentation.

*Qualitative Results.* We visualize the segmentation results of our best model with and without CRF as post processing in Fig. 11. DeepLab before CRF can already predict most of the object/stuff with high accuracy. Employing CRF, our model is able to further remove isolated false positives and improve the prediction along object/stuff boundaries.

### 4.3 PASCAL-Person-Part

*Dataset.* We further perform experiments on semantic part segmentation [98], [99], using the extra PASCAL VOC 2010

TABLE 7  
Comparison with Other State-of-Art Methods  
on PASCAL-Person-Part Dataset

Method	MSC COCO	Aug LFOV	ASPP	CRF	mIOU
<i>ResNet-101</i>					
DeepLab					58.90
DeepLab	✓		✓		63.10
DeepLab	✓	✓	✓		64.40
DeepLab	✓	✓	✓	✓	64.94
DeepLab	✓	✓	✓	✓	62.18
DeepLab	✓	✓	✓	✓	62.76
Attention [17]					56.39
HAZN [95]					57.54
LG-LSTM [96]					57.97
Graph LSTM [97]					60.16

annotations by [36]. We focus on the *person* part for the dataset, which contains more training data and large variation in object scale and human pose. Specifically, the dataset contains detailed part annotations for every person, e.g., eyes, nose. We merge the annotations to be Head, Torso, Upper/Lower Arms and Upper/Lower Legs, resulting in six person part classes and one background class. We only use those images containing persons for training (1,716 images) and validation (1,817 images).

*Evaluation.* The human part segmentation results on PASCAL-Person-Part is reported in Table 7. [17] has already conducted experiments on this dataset with re-purposed VGG-16 net for DeepLab, attaining 56.39 percent (with multi-scale inputs). Therefore, in this part, we mainly focus on the effect of repurposing ResNet-101 for DeepLab. With ResNet-101, DeepLab alone yields 58.9 percent, significantly outperforming DeepLab-LargeFOV (VGG-16 net) and DeepLab-Attention (VGG-16 net) by about 7 percent and 2.5 percent, respectively. Incorporating multi-scale inputs and fusion by max-pooling further improves performance to 63.1 percent. Additionally pretraining the model on MS-COCO yields another 1.3 percent improvement. However, we do not observe any improvement when adopting either LargeFOV or ASPP on this dataset. Employing the dense CRF to post process our final output substantially outperforms the concurrent work [97] by 4.78 percent.

*Qualitative Results.* We visualize the results in Fig. 12.

### 4.4 Cityscapes

*Dataset.* Cityscapes [37] is a recently released large-scale dataset, which contains high quality pixel-level annotations of 5,000 images collected in street scenes from 50 different cities. Following the evaluation protocol [37], 19 semantic labels (belonging to 7 super categories: ground, construction, object, nature, sky, human, and vehicle) are used for evaluation (the void label is not considered for evaluation). The training, validation, and test sets contain 2,975, 500, and 1,525 images respectively.

*Test Set Results of Pre-Release.* We have participated in benchmarking the Cityscapes dataset pre-release. As




Fig. 12. PASCAL-Person-Part results. Input image, ground-truth, and our DeepLab results before/after CRF.

shown in the top of Table 8, our model attained third place, with performance of 63.1 and 64.8 percent (with training on additional coarsely annotated images).

*Val Set Results.* After the initial release, we further explored the validation set in Table 9. The images of Cityscapes have resolution  $2,048 \times 1,024$ , making it a challenging problem to train deeper networks with limited GPU memory. During benchmarking the pre-release of the dataset, we downsampled the images by 2. However, we have found that it is beneficial to process the images in their original resolution. With the same training protocol, using images of original resolution significantly brings 1.9 and 1.8 percent improvements before and after CRF, respectively. In order to perform inference on this dataset with high resolution images, we split each image into overlapped regions, similar to [37]. We have also replaced the VGG-16

net with ResNet-101. We do not exploit multi-scale inputs due to the limited GPU memories at hand. Instead, we only explore (1) deeper networks (i.e., ResNet-101), (2) data augmentation, (3) LargeFOV or ASPP, and (4) CRF as post processing on this dataset. We first find that employing ResNet-101 alone is better than using VGG-16 net. Employing LargeFOV brings 2.6 percent improvement and using ASPP further improves results by 1.2 percent. Adopting data augmentation and CRF as post processing brings another 0.6 and 0.4 percent, respectively.

*Current Test Result.* We have uploaded our best model to the evaluation server, obtaining performance of 70.4 percent. Note that our model is only trained on the train set.

*Qualitative Results.* We visualize the results in Fig. 13.

#### 4.5 Failure Modes

We further qualitatively analyze some failure modes of our best model variant on PASCAL VOC 2012 *val* set. As shown in Fig. 14, our proposed model fails to capture the delicate boundaries of objects, such as bicycle and chair. The details

TABLE 8  
Test Set Results on the Cityscapes Dataset, Comparing Our DeepLab System with Other State-of-Art Methods

Method	mIOU
<i>pre-release version of dataset</i>	
Adelaide_Context [40]	66.4
FCN-8s [14]	65.3
DeepLab-CRF-LargeFOV-StrongWeak [58]	64.8
DeepLab-CRF-LargeFOV [38]	63.1
CRF-RNN [59]	62.5
DPN [62]	59.1
Segnet basic [100]	57.0
Segnet extended [100]	56.1
<i>official version</i>	
Adelaide_Context [40]	71.6
Dilation10 [76]	67.1
DPN [62]	66.8
Pixel-level Encoding [101]	64.3
DeepLab-CRF (ResNet-101)	70.4

TABLE 9  
Val Set Results on Cityscapes Dataset

Full	Aug	LargeFOV	ASPP	CRF	mIOU
<i>VGG-16</i>					
		✓			62.97
		✓		✓	64.18
✓		✓			64.89
✓		✓		✓	65.94
<i>ResNet-101</i>					
✓					66.6
✓		✓			69.2
✓			✓		70.4
✓	✓		✓		71.0
✓	✓		✓	✓	71.4

*Full: model trained with full resolution images.*




Fig. 13. Cityscapes results. Input image, ground-truth, and our DeepLab results before/after CRF.

could not even be recovered by the CRF post processing since the unary term is not confident enough. We hypothesize the encoder-decoder structure of [100], [102] may alleviate the problem by exploiting the high resolution feature maps in the decoder path. How to efficiently incorporate the method is left as a future work.

## 5 CONCLUSION

Our proposed “DeepLab” system re-purposes networks trained on image classification to the task of semantic segmentation by applying the ‘atrous convolution’ with upsampled filters for dense feature extraction. We further extend it to atrous spatial pyramid pooling, which encodes objects as well as image context at multiple scales. To produce semantically accurate predictions and detailed segmentation maps along object boundaries, we also combine ideas from deep convolutional neural networks and fully-connected conditional random fields. Our experimental results show that the proposed method significantly advances the state-of-art in several challenging datasets, including PASCAL VOC 2012 semantic image segmentation benchmark, PASCAL-Context, PASCAL-Person-Part, and Cityscapes datasets.




Fig. 14. Failure modes. Input image, ground-truth, and our DeepLab results before/after CRF.

## ACKNOWLEDGMENTS

This work was partly supported by the ARO 62250-CS, FP7-RECONFIG, FP7-MOBOT, and H2020-ISUPPORT EU projects. We gratefully acknowledge the support of NVIDIA Corporation with the donation of GPUs used for this research. The first two authors contributed equally to this work.

## REFERENCES

- [1] Y. LeCun, L. Bottou, Y. Bengio, and P. Haffner, “Gradient-based learning applied to document recognition,” in *Proc. IEEE*, vol. 86, no. 11, pp. 2278–2324, Nov. 1998.
- [2] A. Krizhevsky, I. Sutskever, and G. E. Hinton, “ImageNet classification with deep convolutional neural networks,” in *Proc. 25th Int. Conf. Neural Inf. Process. Syst.*, 2013, pp. 1097–1105.
- [3] P. Sermanet, D. Eigen, X. Zhang, M. Mathieu, R. Fergus, and Y. LeCun, “OverFeat: Integrated recognition, localization and detection using convolutional networks,” *arXiv:1312.6229*, 2013.
- [4] K. Simonyan and A. Zisserman, “Very deep convolutional networks for large-scale image recognition,” in *Proc. Int. Conf. Learn. Representations*, 2015.
- [5] C. Szegedy, et al., “Going deeper with convolutions,” *arXiv:1409.4842*, 2014.
- [6] G. Papandreou, I. Kokkinos, and P.-A. Savalle, “Modeling local and global deformations in deep learning: Epitomic convolution, multiple instance learning, and sliding window detection,” in *Proc. IEEE Conf. Comput. Vis. Pattern Recog.*, 2015, pp. 390–399.
- [7] R. Girshick, J. Donahue, T. Darrell, and J. Malik, “Rich feature hierarchies for accurate object detection and semantic segmentation,” in *Proc. IEEE Conf. Comput. Vis. Pattern Recog.*, 2014, pp. 580–587.
- [8] D. Erhan, C. Szegedy, A. Toshev, and D. Anguelov, “Scalable object detection using deep neural networks,” in *Proc. IEEE Conf. Comput. Vis. Pattern Recog.*, 2014, pp. 2155–2162.
- [9] R. Girshick, “Fast R-CNN,” in *Proc. IEEE Int. Conf. Comput. Vis.*, 2015.
- [10] S. Ren, K. He, R. Girshick, and J. Sun, “Faster R-CNN: Towards real-time object detection with region proposal networks,” in *Proc. 28th Int. Conf. Neural Inf. Process. Syst.*, 2015, pp. 91–99.
- [11] K. He, X. Zhang, S. Ren, and J. Sun, “Deep residual learning for image recognition,” *arXiv:1512.03385*, 2015.

- [12] W. Liu, D. Anguelov, D. Erhan, C. Szegedy, and S. Reed, "SSD: Single shot multibox detector," *arXiv:1512.02325*, 2015.
- [13] M. D. Zeiler and R. Fergus, "Visualizing and understanding convolutional networks," in *Proc. Eur. Conf. Comput. Vis.*, 2014, pp. 818–833.
- [14] J. Long, E. Shelhamer, and T. Darrell, "Fully convolutional networks for semantic segmentation," in *Proc. IEEE Conf. Comput. Vision Pattern Recog.*, 2015.
- [15] M. Holschneider, R. Kronland-Martinot, J. Morlet, and P. Tchamitchian, "A real-time algorithm for signal analysis with the help of the wavelet transform," in *Proc. Wavelets: Time-Frequency Methods Phase Space*, 1989, pp. 289–297.
- [16] A. Giusti, D. Ciresan, J. Masci, L. Gambardella, and J. Schmidhuber, "Fast image scanning with deep max-pooling convolutional neural networks," in *Proc. IEEE Int. Conf. Image Process.*, 2013, pp. 4034–4038.
- [17] L.-C. Chen, Y. Yang, J. Wang, W. Xu, and A. L. Yuille, "Attention to scale: Scale-aware semantic image segmentation," in *Proc. IEEE Conf. Comput. Vis. Pattern Recog.*, 2016.
- [18] I. Kokkinos, "Pushing the boundaries of boundary detection using deep learning," in *Proc. Int. Conf. Learn. Representations*, 2016.
- [19] S. Lazebnik, C. Schmid, and J. Ponce, "Beyond bags of features: Spatial pyramid matching for recognizing natural scene categories," in *Proc. IEEE Comput. Soc. Conf. Comput. Vis. Pattern Recog.*, 2006, pp. 2169–2178.
- [20] K. He, X. Zhang, S. Ren, and J. Sun, "Spatial pyramid pooling in deep convolutional networks for visual recognition," in *Proc. Eur. Conf. Comput. Vis.*, 2014, pp. 346–361.
- [21] B. Hariharan, P. Arbeláez, R. Girshick, and J. Malik, "Hypercolumns for object segmentation and fine-grained localization," in *Proc. IEEE Conf. Comput. Vis. Pattern Recog.*, 2015, pp. 447–456.
- [22] P. Krähenbühl and V. Koltun, "Efficient inference in fully connected CRFs with Gaussian edge potentials," in *Proc. Advances Neural Inf. Process. Syst.*, 2011, pp. 109–117.
- [23] C. Rother, V. Kolmogorov, and A. Blake, "GrabCut: Interactive foreground extraction using iterated graph cuts," in *Proc. ACM SIGGRAPH*, 2004, pp. 309–314.
- [24] J. Shotton, J. Winn, C. Rother, and A. Criminisi, "Textonboost for image understanding: Multi-class object recognition and segmentation by jointly modeling texture, layout, and context," *Int. J. Comput. Vis.*, vol. 81, pp. 2–23, 2009.
- [25] A. Lucchi, Y. Li, X. Boix, K. Smith, and P. Fua, "Are spatial and global constraints really necessary for segmentation?" in *Proc. Int. Conf. Comput. Vis.*, 2011, pp. 9–16.
- [26] X. He, R. S. Zemel, and M. Carreira-Perpindn, "Multiscale conditional random fields for image labeling," in *Proc. IEEE Comput. Soc. Conf. Comput. Vis. Pattern Recog.*, 2004, pp. 695–703.
- [27] L. Ladicky, C. Russell, P. Kohli, and P. H. Torr, "Associative hierarchical CRFs for object class image segmentation," in *Proc. Int. Conf. Comput. Vis.*, 2009, pp. 739–746.
- [28] V. Lempitsky, A. Vedaldi, and A. Zisserman, "Pylon model for semantic segmentation," in *Proc. Advances Neural Inf. Process. Syst.*, 2011, pp. 1485–1493.
- [29] A. DeLong, A. Osokin, H. N. Isack, and Y. Boykov, "Fast approximate energy minimization with label costs," *Int. J. Comput. Vis.*, vol. 96, pp. 1–27, 2012.
- [30] J. M. Gonfau, X. Boix, J. Van de Weijer, A. D. Bagdanov, J. Serrat, and J. Gonzalez, "Harmony potentials for joint classification and segmentation," in *Proc. IEEE Conf. Comput. Vis. Pattern Recog.*, 2010.
- [31] P. Kohli, P. H. Torr, and L. Ladick, "Robust higher order potentials for enforcing label consistency," *Int. J. Comput. Vis.*, vol. 82, no. 3, pp. 302–324, 2009.
- [32] L.-C. Chen, G. Papandreou, and A. Yuille, "Learning a dictionary of shape epitomes with applications to image labeling," in *Proc. IEEE Int. Conf. Comput. Vis.*, 2013, pp. 337–344.
- [33] P. Wang, X. Shen, Z. Lin, S. Cohen, B. Price, and A. Yuille, "Towards unified depth and semantic prediction from a single image," in *Proc. IEEE Conf. Comput. Vis. Pattern Recog.*, 2015, pp. 2800–2809.
- [34] M. Everingham, S. M. A. Eslami, L. V. Gool, C. K. I. Williams, J. Winn, and A. Zisserman, "The PASCAL visual object classes challenge a retrospective," *Int. J. Comput. Vis.*, 2014.
- [35] R. Mottaghi, et al., "The role of context for object detection and semantic segmentation in the wild," in *Proc. IEEE Conf. Comput. Vis. Pattern Recog.*, 2014, pp. 891–898.
- [36] X. Chen, R. Mottaghi, X. Liu, S. Fidler, R. Urtasun, and A. Yuille, "Detect what you can: Detecting and representing objects using holistic models and body parts," in *Proc. IEEE Conf. Comput. Vis. Pattern Recog.*, 2014.
- [37] M. Cordts, et al., "The cityscapes dataset for semantic urban scene understanding," in *Proc. IEEE Conf. Comput. Vis. Pattern Recog.*, 2016.
- [38] L.-C. Chen, G. Papandreou, I. Kokkinos, K. Murphy, and A. L. Yuille, "Semantic image segmentation with deep convolutional nets and fully connected CRFs," in *Proc. Int. Conf. Learn. Representations*, 2015.
- [39] C. Farabet, C. Couprie, L. Najman, and Y. LeCun, "Learning hierarchical features for scene labeling," *IEEE Trans. Pattern Anal. Mach. Intell.*, vol. 35, no. 8, pp. 1915–1929, Aug. 2013.
- [40] G. Lin, C. Shen, I. Reid et al., "Efficient piecewise training of deep structured models for semantic segmentation," *arXiv:1504.01013*, 2015.
- [41] Y. Jia, et al., "Caffe: Convolutional architecture for fast feature embedding," *arXiv:1408.5093*, 2014.
- [42] Z. Tu and X. Bai, "Auto-context and its application to high-level vision tasks and 3D brain image segmentation," *IEEE Trans. Pattern Anal. Mach. Intell.*, vol. 32, no. 10, pp. 1744–1757, Oct. 2010.
- [43] J. Shotton, M. Johnson, and R. Cipolla, "Semantic texton forests for image categorization and segmentation," in *Proc. IEEE Conf. Comput. Vis. Pattern Recog.*, 2008, pp. 1–8.
- [44] B. Fulkerson, A. Vedaldi, and S. Soatto, "Class segmentation and object localization with superpixel neighborhoods," in *Proc. IEEE 12th Int. Conf. Comput. Vis.*, 2009, pp. 670–677.
- [45] J. Carreira, R. Caseiro, J. Batista, and C. Sminchisescu, "Semantic segmentation with second-order pooling," in *Proc. Eur. Conf. Comput. Vis.*, 2012, pp. 430–443.
- [46] J. Carreira and C. Sminchisescu, "CPMC: Automatic object segmentation using constrained parametric min-cuts," *IEEE Trans. Pattern Anal. Mach. Intell.*, vol. 34, no. 7, pp. 1312–1328, Jul. 2012.
- [47] P. Arbeláez, J. Pont-Tuset, J. T. Barron, F. Marques, and J. Malik, "Multiscale combinatorial grouping," in *Proc. IEEE Conf. Comput. Vis. Pattern Recog.*, 2014, pp. 328–335.
- [48] J. Uijlings, K. van de Sande, T. Gevers, and A. Smeulders, "Selective search for object recognition," *Int. J. Comput. Vis.*, vol. 104, pp. 154–171, 2013.
- [49] B. Hariharan, P. Arbeláez, R. Girshick, and J. Malik, "Simultaneous detection and segmentation," in *Proc. Eur. Conf. Comput. Vis.*, 2014, pp. 297–312.
- [50] M. Mostajabi, P. Yadollahpour, and G. Shakhnarovich, "Feedforward semantic segmentation with zoom-out features," in *Proc. IEEE Conf. Comput. Vis. Pattern Recog.*, 2015, pp. 3376–3385.
- [51] J. Dai, K. He, and J. Sun, "Convolutional feature masking for joint object and stuff segmentation," *arXiv:1412.1283*, 2014.
- [52] D. Eigen and R. Fergus, "Predicting depth, surface normals and semantic labels with a common multi-scale convolutional architecture," *arXiv:1411.4734*, 2014.
- [53] M. Cogswell, X. Lin, S. Purushwalkam, and D. Batra, "Combining the best of graphical models and convnets for semantic segmentation," *arXiv:1412.4313*, 2014.
- [54] D. Geiger and F. Giosi, "Parallel and deterministic algorithms from MRFs: Surface reconstruction," *IEEE Trans. Pattern Anal. Mach. Intell.*, vol. 13, no. 5, pp. 401–412, May 1991.
- [55] D. Geiger and A. Yuille, "A common framework for image segmentation," *Int. J. Comput. Vis.*, vol. 6, no. 3, pp. 227–243, 1991.
- [56] I. Kokkinos, R. Deriche, O. Faugeras, and P. Maragos, "Computational analysis and learning for a biologically motivated model of boundary detection," *Neurocomputing*, vol. 71, no. 10, pp. 1798–1812, 2008.
- [57] S. Bell, P. Upchurch, N. Snavely, and K. Bala, "Material recognition in the wild with the materials in context database," *arXiv:1412.0623*, 2014.
- [58] G. Papandreou, L.-C. Chen, K. Murphy, and A. L. Yuille, "Weakly- and semi-supervised learning of a DCNN for semantic image segmentation," in *Proc. IEEE Int. Conf. Comput. Vis.*, 2015, pp. 1742–1750.
- [59] S. Zheng, et al., "Conditional random fields as recurrent neural networks," in *Proc. IEEE Int. Conf. Comput. Vis.*, 2015, pp. 1529–1537.
- [60] J. Dai, K. He, and J. Sun, "Boxsup: Exploiting bounding boxes to supervise convolutional networks for semantic segmentation," in *Proc. Int. Conf. Comput. Vis.*, 2015.

- [61] H. Noh, S. Hong, and B. Han, "Learning deconvolution network for semantic segmentation," in *Proc. IEEE Int. Conf. Comput. Vis.*, 2015, pp. 1520–1528.
- [62] Z. Liu, X. Li, P. Luo, C. C. Loy, and X. Tang, "Semantic image segmentation via deep parsing network," in *Proc. Int. Conf. Comput. Vis.*, 2015, pp. 1377–1385.
- [63] L.-C. Chen, J. T. Barron, G. Papandreou, K. Murphy, and A. L. Yuille, "Semantic image segmentation with task-specific edge detection using cnns and a discriminatively trained domain transform," in *Proc. IEEE Conf. Comput. Vis. Pattern Recog.*, 2016, pp. 4545–4554.
- [64] L.-C. Chen, A. Schwing, A. Yuille, and R. Urtasun, "Learning deep structured models," in *Proc. 32nd Int. Conf. Int. Conf. Mach. Learn.*, 2015, pp. 1785–1794.
- [65] A. G. Schwing and R. Urtasun, "Fully connected deep structured networks," *arXiv:1503.02351*, 2015.
- [66] S. Chandra and I. Kokkinos, "Fast, exact and multi-scale inference for semantic image segmentation with deep Gaussian CRFs," *arXiv:1603.08358*, 2016.
- [67] E. S. L. Gastal and M. M. Oliveira, "Domain transform for edge-aware image and video processing," in *Proc. ACM SIGGRAPH*, 2011, Art. no. 69.
- [68] G. Bertasius, J. Shi, and L. Torresani, "High-for-low and low-for-high: Efficient boundary detection from deep object features and its applications to high-level vision," in *Proc. IEEE Int. Conf. Comput. Vis.*, 2015.
- [69] P. O. Pinheiro and R. Collobert, "Weakly supervised semantic segmentation with convolutional networks," *arXiv:1411.6228*, 2014.
- [70] D. Pathak, P. Krähenbühl, and T. Darrell, "Constrained convolutional neural networks for weakly supervised segmentation," *Proc. IEEE Int. Conf. Comput. Vis.*, 2015.
- [71] S. Hong, H. Noh, and B. Han, "Decoupled deep neural network for semi-supervised semantic segmentation," in *Proc. 28th Int. Conf. Neural Inf. Process. Syst.*, 2015, pp. 1495–1503.
- [72] A. Vezhnevets, V. Ferrari, and J. M. Buhmann, "Weakly supervised semantic segmentation with a multi-image model," in *Proc. Int. Conf. Comput. Vis.*, 2011, pp. 643–650.
- [73] X. Liang, Y. Wei, X. Shen, J. Yang, L. Lin, and S. Yan, "Proposal-free network for instance-level object segmentation," *arXiv:1509.02636*, 2015.
- [74] J. E. Fowler, "The redundant discrete wavelet transform and additive noise," *IEEE Signal Process. Lett.*, vol. 12, no. 9, pp. 629–632, Sep. 2005.
- [75] P. P. Vaidyanathan, "Multirate digital filters, filter banks, polyphase networks, and applications: a tutorial," *Proc. IEEE*, vol. 78, no. 1, pp. 56–93, Jan. 1990.
- [76] F. Yu and V. Koltun, "Multi-scale context aggregation by dilated convolutions," in *Proc. Int. Conf. Learn. Representations*, 2016.
- [77] J. Dai, Y. Li, K. He, and J. Sun, "R-FCN: Object detection via region-based fully convolutional networks," *arXiv:1605.06409*, 2016.
- [78] J. Dai, K. He, Y. Li, S. Ren, and J. Sun, "Instance-sensitive fully convolutional networks," *arXiv:1603.08678*, 2016.
- [79] K. Chen, J. Wang, L.-C. Chen, H. Gao, W. Xu, and R. Nevatia, "ABC-CNN: An attention based convolutional neural network for visual question answering," *arXiv:1511.05960*, 2015.
- [80] L. Sevilla-Lara, D. Sun, V. Jampani, and M. J. Black, "Optical flow with semantic segmentation and localized layers," *arXiv:1603.03911*, 2016.
- [81] Z. Wu, C. Shen, and A. van den Hengel, "High-performance semantic segmentation using very deep fully convolutional networks," *arXiv:1604.04339*, 2016.
- [82] M. J. Shensa, "The discrete wavelet transform: Wedding the à trous and Mallat algorithms," *IEEE Trans. Signal Process.*, vol. 40, no. 10, pp. 2464–2482, Oct. 1992.
- [83] M. Abadi, A. Agarwal et al., "Tensorflow: Large-scale machine learning on heterogeneous distributed systems," *arXiv:1603.04467*, 2016.
- [84] A. Adams, J. Baek, and M. A. Davis, "Fast high-dimensional filtering using the permutohedral lattice," in *Eurographics*, vol. 29, pp. 753–762, 2010.
- [85] B. Hariharan, P. Arbeláez, L. Bourdev, S. Maji, and J. Malik, "Semantic contours from inverse detectors," in *Proc. IEEE Int. Conf. Comput. Vis.*, 2011, pp. 991–998.
- [86] W. Liu, A. Rabinovich, and A. C. Berg, "Parsenet: Looking wider to see better," *arXiv:1506.04579*, 2015.
- [87] T.-Y. Lin, et al., "Microsoft COCO: Common objects in context," in *Proc. Eur. Conf. Comput. Vis.*, 2014, pp. 740–755.
- [88] R. Vemulapalli, O. Tuzel, M.-Y. Liu, and R. Chellappa, "Gaussian conditional random field network for semantic segmentation," in *Proc. IEEE Conf. Comput. Vis. Pattern Recog.*, 2016, pp. 3224–3233.
- [89] Z. Yan, H. Zhang, Y. Jia, T. Breuel, and Y. Yu, "Combining the best of convolutional layers and recurrent layers: A hybrid network for semantic segmentation," *arXiv:1603.04871*, 2016.
- [90] G. Ghiasi and C. C. Fowlkes, "Laplacian reconstruction and refinement for semantic segmentation," *arXiv:1605.02264*, 2016.
- [91] A. Arnab, S. Jayasumana, S. Zheng, and P. Torr, "Higher order potentials in end-to-end trainable conditional random fields," *arXiv:1511.08119*, 2015.
- [92] F. Shen and G. Zeng, "Fast semantic image segmentation with high order context and guided filtering," *arXiv:1605.04068*, 2016.
- [93] Z. Wu, C. Shen, and A. van den Hengel, "Bridging category-level and instance-level semantic image segmentation," *arXiv:1605.06885*, 2016.
- [94] K. He, X. Zhang, S. Ren, and J. Sun, "Identity mappings in deep residual networks," *arXiv:1603.05027*, 2016.
- [95] F. Xia, P. Wang, L.-C. Chen, and A. L. Yuille, "Zoom better to see clearer: Huamn part segmentation with auto zoom net," *arXiv:1511.06881*, 2015.
- [96] X. Liang, X. Shen, D. Xiang, J. Feng, L. Lin, and S. Yan, "Semantic object parsing with local-global long short-term memory," *arXiv:1511.04510*, 2015.
- [97] X. Liang, X. Shen, J. Feng, L. Lin, and S. Yan, "Semantic object parsing with graph lstm," *arXiv:1603.07063*, 2016.
- [98] J. Wang and A. Yuille, "Semantic part segmentation using compositional model combining shape and appearance," in *Proc. IEEE Conf. Comput. Vis. Pattern Recog.*, 2015.
- [99] P. Wang, X. Shen, Z. Lin, S. Cohen, B. Price, and A. Yuille, "Joint object and part segmentation using deep learned potentials," in *Proc. IEEE Int. Conf. Comput. Vis.*, 2015, pp. 1573–1581.
- [100] V. Badrinarayanan, A. Kendall, and R. Cipolla, "Segnet: A deep convolutional encoder-decoder architecture for image segmentation," *arXiv:1511.00561*, 2015.
- [101] J. Uhrig, M. Cordts, U. Franke, and T. Brox, "Pixel-level encoding and depth layering for instance-level semantic labeling," *arXiv:1604.05096*, 2016.
- [102] O. Ronneberger, P. Fischer, and T. Brox, "U-net: Convolutional networks for biomedical image segmentation," in *Proc. Int. Conf. Medical Image Comput. Comput.-Assisted Intervention*, 2015, pp. 234–241.



**Liang-Chieh Chen** received the BSc degree from National Chiao Tung University, Taiwan, the MS degree from the University of Michigan-Ann Arbor, and the PhD degree from the University of California-Los Angeles. He is currently working at Google. His research interests include semantic image segmentation, probabilistic graphical models, and machine learning.



**George Papandreou** (S'03-M'09-SM'14) received Diploma and the PhD degree in electrical engineering and computer science, in 2003 and 2009, respectively, both from the National Technical University of Athens (NTUA), Greece. He is currently a research scientist at Google, following appointments as research assistant professor in Toyota Technological Institute, Chicago (2013-2014) and postdoctoral research scholar with the University of California, Los Angeles (2009-2013). His research interests include in computer vision and machine

learning, with a current emphasis on deep learning. He regularly serves as a reviewer and program committee member to the main journals and conferences in computer vision, image processing, and machine learning. He has been a co-organizer of the NIPS 2012, 2013, and 2014 Workshops on Perturbations, Optimization, and Statistics and co-editor of a book on the same topic (MIT Press, 2016). He is a senior member of the IEEE.



**Iasonas Kokkinos** (S'02–M'06) received the Diploma of engineering, in 2001 and the PhD degree, in 2006 from the School of Electrical and Computer Engineering of the National Technical University of Athens in Greece, and the Habilitation degree in 2013 from Université Paris-Est. In 2006 he joined the University of California, Los Angeles as a postdoctoral scholar, and in 2008 joined as faculty the Department of Applied Mathematics of Ecole Centrale Paris (CentraleSupélec), working an associate professor in the

Center for Visual Computing of CentraleSupélec and affiliate researcher at INRIA-Saclay. In 2016 he joined University College London and Facebook Artificial Intelligence Research. His currently research activity is on deep learning for computer vision, focusing in particular on structured prediction for deep learning, shape modeling, and multi-task learning architectures. He has been awarded a young researcher grant by the French National Research Agency, has served as associate editor for the *Image and Vision Computing* and *Computer Vision and Image Understanding* journals, serves regularly as a reviewer and area chair for all major computer vision conferences and journals. He is a member of the IEEE.



**Kevin Murphy** received the MEng degree from U. Penn, the PhD degree from UC Berkeley, the Postdoc at MIT and then became a professor in the Computer Science and Statistics Departments, the University of British Columbia in Vancouver, Canada in 2004. After getting tenure, he went to Google in Mountain View, California for his sabbatical. In 2011, he converted to a full-time research scientist at Google. Kevin has published more than 50 papers in refereed conferences and journals related to machine learning and

graphical models. He has recently published an 1100-page textbook called *Machine Learning: a Probabilistic Perspective* (MIT Press, 2012).



**Alan L. Yuille** (F'09) received the BA degree in mathematics from the University of Cambridge, in 1976 and the PhD degree on theoretical physics, supervised by Prof. S.W. Hawking, was approved, in 1981. He was a research scientist in the Artificial Intelligence Laboratory, MIT and the Division of Applied Sciences at Harvard University from 1982 to 1988. He served as an assistant and associate professor at Harvard until 1996. He was a senior research scientist at the Smith-Kettlewell Eye Research Institute from 1996 to 2002.

He joined the University of California, Los Angeles, as a full professor with a joint appointment in statistics and psychology in 2002, and computer science in 2007. He was appointed a Bloomberg Distinguished professor at Johns Hopkins University in January 2016. He holds a joint appointment between the Departments of Cognitive science and Computer Science. His research interests include computational models of vision, mathematical models of cognition, and artificial intelligence and neural network. He is IEEE fellow since 2009.

▷ **For more information on this or any other computing topic, please visit our Digital Library at [www.computer.org/publications/dlib](http://www.computer.org/publications/dlib).**